

AR51X VACUUM WAND PARTS

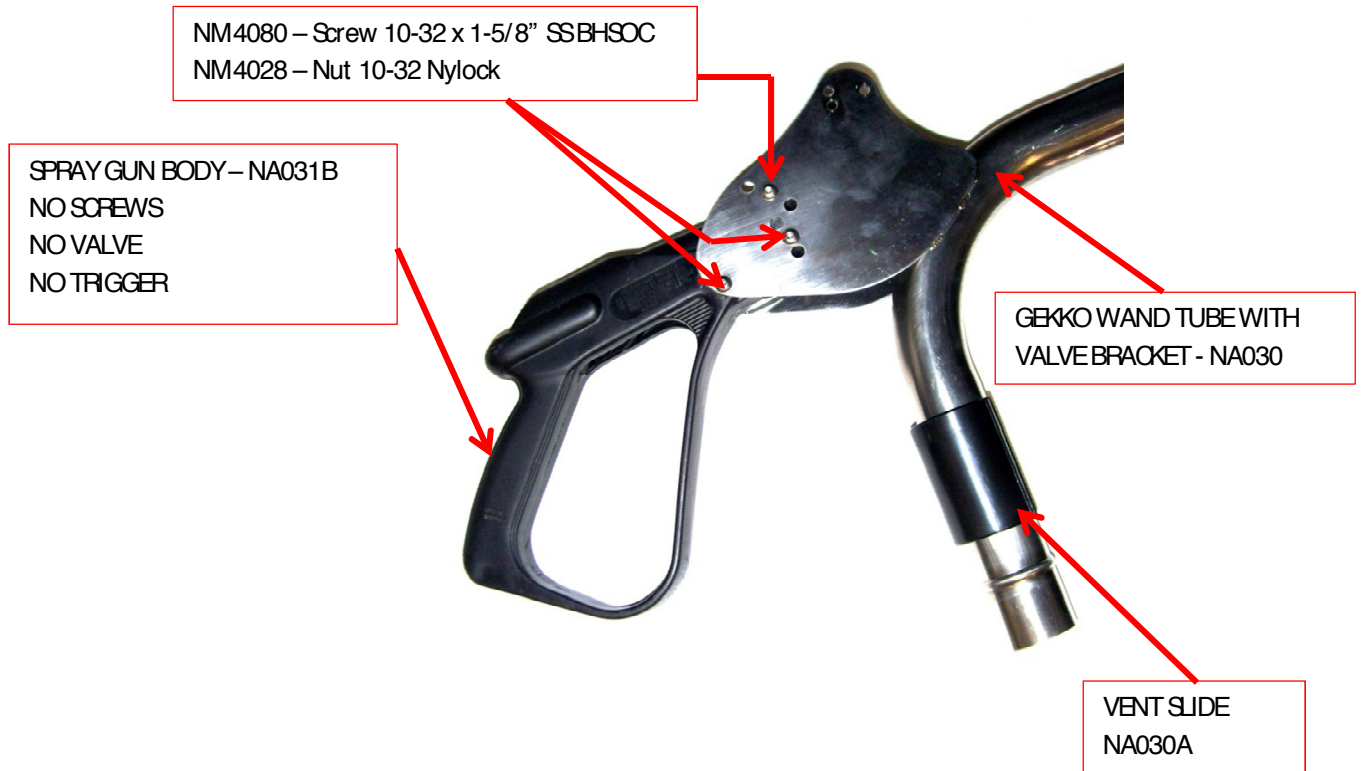
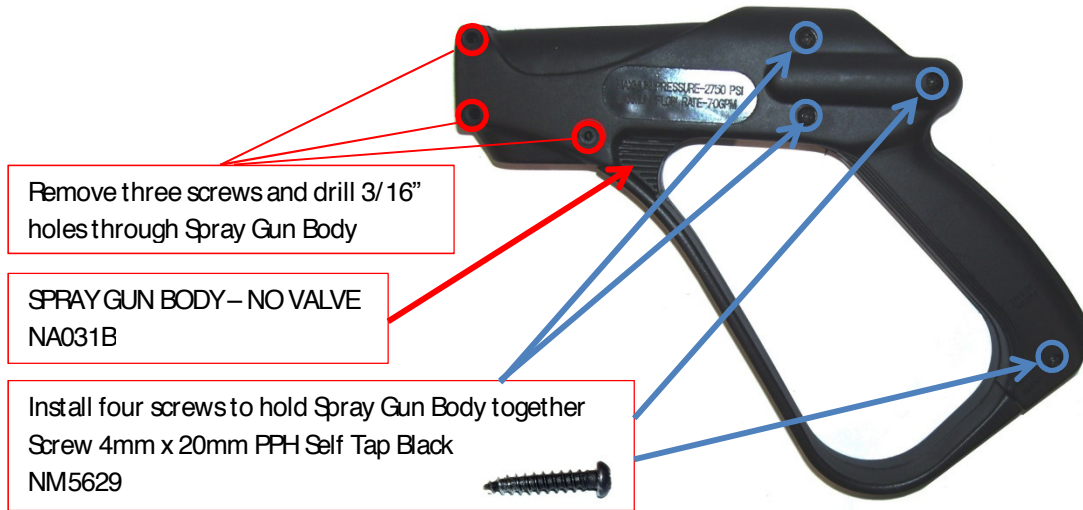
Part #	Description	QTY
AR51X	Handle Gekko Wand Complete- Vacuum Only	1
NA030	Gekko Wand Tube with bracket	1
NA030A	Vent Side	1
NM5855	Gekko Tool Coupler Assembly	1
NM4080	10-32 x 1 5/8" Screw	3
NM4028	10-32 Hex Nut Zinc Plated	3
NA031B	Spray Gun Body – No valve	1
NM5629	Screw 4mm x 20 PPH Self tap Black	4
NM5858	Gekko Grip Handle Assembly (Includes mounting screws & nuts)	1



AR51X VACUUM WAND PARTS

Spray Gun Body NA031B – Without screws - Modified for mounting.

- Install four screws NM5629 into the holes near the back of the plastic body.
- Drill three 3/16" holes all the way through plastic body in the three holes near the front of the plastic body.




AR51X VACUUM WAND PARTS

Gekko Tool Coupler Assembly NM5855

Includes both sides of coupler and two 8-32 x 7/16" Phillips Pan Head Screws

APPLY GREASE HERE



Left Coupler




Right Coupler



8-32 x 7/16" Phillips Pan Head Screws



Gekko Tool Coupler Assembly
Installed on Wand Tube



NM5858 Gekko Grip Handle Assembly

NM5698 – Screw 10-32 x 1/2" PPH SS
NM4028 – Nut 10-32 Nylock