



# MOISTURE ENCOUNTER





- ME5 -

## QUICK START GUIDE



[www.tramexmeters.com](http://www.tramexmeters.com)

## OPERATION

---

- Press  to switch ON/OFF.
- Press  to select the required mode/scale.
- Press fully against the surface of the material.
- Avoid sliding or dragging the meter.
- Readings are instant and displayed on analog dial.



- Last scale used is memorized when power is shut down and automatically selected next time unit is powered up.
- Hold/freeze: Press  once. In HOLD mode the Hold LED will flash continuously. Press  again to release hold. (If powered down while on Hold, the Moisture Encounter will retain information until powered up and hold is pressed again to release)
- Turn Audio signal on or off by pressing HOLD/AUDIO twice in quick succession.
- Automatic power timeout (5 mins) conserves battery life.

## SCALES

---

- Upper scale (5-30) indicates moisture content (MC%) of wood when used on wood products.



- Lower Scale (0-100) is a comparative scale and may be used for recording and comparing moisture condition in materials other than wood.

## DUAL-DEPTH PENETRATION

---

- Shallow depth up to 0.40" (10mm)
- Deep depth up to 1.25" (30mm)


## MATERIALS AND SCALE SELECTION

---

- The ME5 has 5 ranges of sensitivity:
  - Wood & Timber
  - Shallow Depth
  - Drywall & Roofing
  - Plaster & Tile
  - Masonry

## BLUETOOTH

---

- Press  to switch Bluetooth ON/OFF. Readings will be sent to the Tramex App on your mobile device.

## CALIBRATION & WARRANTY

---

- Obtain Warranty online:  
[tramexmeters.com/register](http://tramexmeters.com/register)
- Annual calibrations are recommended as best practice. Calibration Check Boxes can be purchased for regular checks.

## TROUBLESHOOTING

---

- All LEDs flashing when unit is powered up.
  - Batteries are low and will soon need to be replaced.
- Single LED flashing and meter frozen.
  - Moisture Encounter is in HOLD mode.
  - Press HOLD button to release.

## USER GUIDE ONLINE

---

Please use the following link or QR code to access the complete User Guide online:  
<http://l.lead.me/bb30yA>



Free App Available for Mobile and Tablet:



LI-ME5QSG



[www.tramexmeters.com](http://www.tramexmeters.com)